



BRADFORD CONSOLE STYLING VANITY

SKU:881-36



With the Bradford Console Styling Vanity you can design the perfect space. Create a classic and stylish accent in your salon with the beautiful molding details that enrich the space by forming an eye-catching transition between the walls and floor. The Queen Anne legs help make this piece a stand out. This traditional style can fit into any decor with just the change of the laminate color.

Framed mirror ordered separately.

TECHNICAL INFORMATION

- Measures: 36"W x 15"D x 37"H
- Wall mounted station w/ two Queen Anne legs
- Breadboard
- Two drawers
- Tip-out tool panel
 - Blow dryer
 - 1" Curling iron
 - 2" Curling iron
 - Flat iron
 - Power strip
 - Clippers
- Optional-Claw & Ball legs w/ Dentil molding in lieu of Queen Anne legs
- Framed mirror, pictured, is ordered separately

SHIPPING INFORMATION

Item generally ships via Freight(Truck) service

- Weight: 200 lbs
- Dimensions: 48"L x 32"W x 48"H

WARRANTY

3 Years:

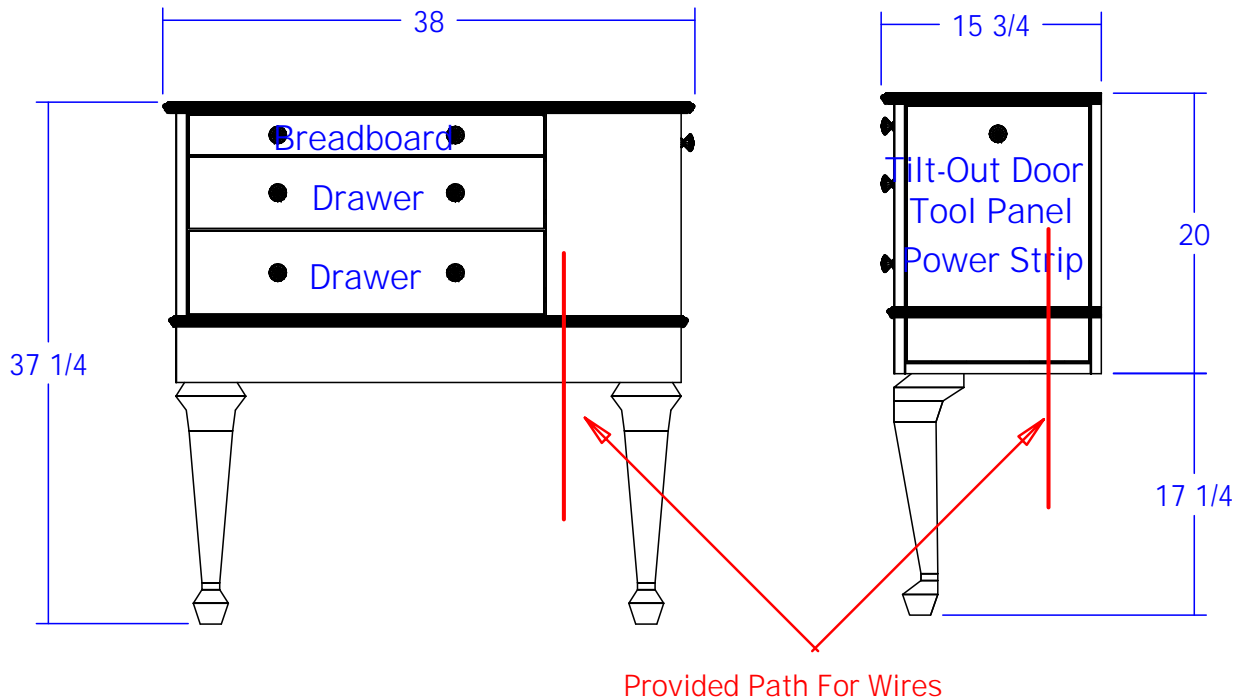


- Ball-Bearing Drawer Slides
- Cabinet hinges

1 Year:

- All remaining components, unless noted otherwise, are guaranteed for a period of one year from the date of purchase.

This item is attached to the wall with wood screws. 3" wood screws and decorative washers are provided for wood framed walls. Fasteners for other wall types are to be obtained locally. Screw through the back panel in locations which will be inconspicuous after installation. Suggested locations include: under shelves, behind drawers, and locations hidden by products or supplies.

All electrical work is to be performed by a licensed electrical contractor and to be performed in accordance with all applicable national, state, and local codes.



This item includes a six outlet power strip with a 4' cord. The outlet strip is rated at 15 amps. The electrician is responsible for providing and mounting an outlet inside the cabinet for the power strip to plug into. The electrician is also responsible for cutting an appropriate entry point for getting power into the cabinet.

Quantity -

Finish Schedule - 881-36-1

Face Color -
Top Color -
Toe Color -
Reveal / Accent Color -
Hardware -
Interior -
Other (Specify) -

General Notes:

1. All counter tops are to be made removable wherever possible.
2. Items must be broken into manageable sections For Shipping. Mark For Ease Of Reassembly.
3. Install Shipping Cleats Wherever Possible To Prevent Shipping Damage.
4. Purchased items Must Be Trial Fit Before Shipping.

collins

Collins Manufacturing
2000 Bowser Road
Cookeville, TN 38506

Title:

Size: NTS

Drawing Number: Job

Drawn By:

Date: 12/04/07

Sheet 4 of 4