



CAMBRIDGE MIRROR PANEL

SKU:903-26



This beautiful Cambridge Mirror Panel combines vintage style with a modern flair. The rounded details are accented perfectly by sleek, stainless steel accent panels, giving this piece a timeless look.

TECHNICAL INFORMATION

- Measures: 26"W x 80"H
- Wall mounted mirror panel
- Custom mirror
- Stainless steel accent panel
- French cleat

SHIPPING INFORMATION

Item generally ships via Freight(Truck) service

- Weight: 160 lbs
- Dimensions: 84"L x 32"W x 36"H

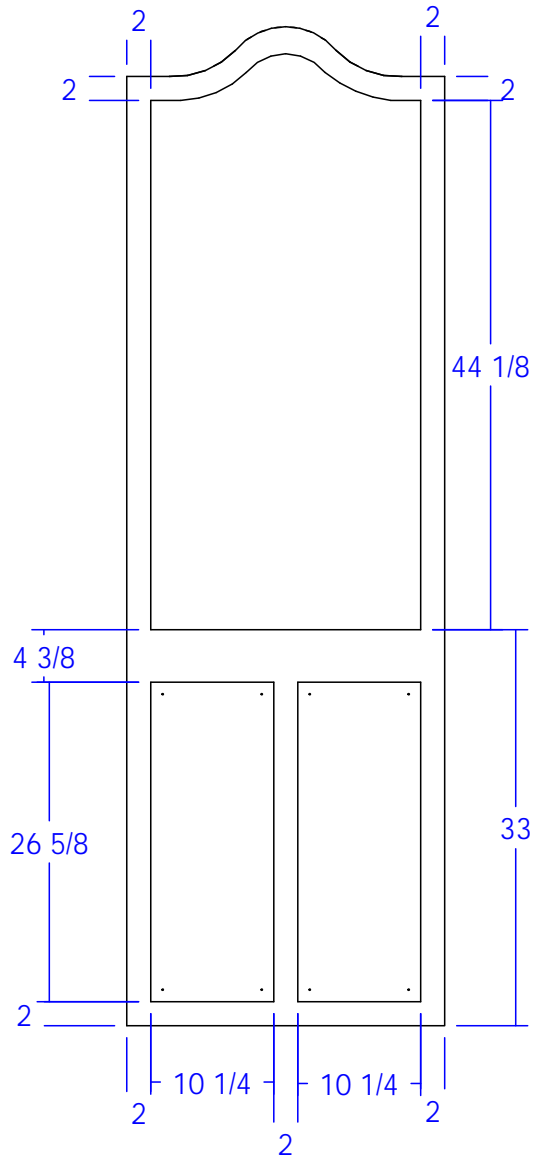
WARRANTY

3 Years:



- Ball-Bearing Drawer Slides
- Cabinet hinges

1 Year:

- All remaining components, unless noted otherwise, are guaranteed for a period of one year from the date of purchase.



This item is attached is attached to the wall with a French cleat. Remove the wall component of the French cleat from the item and attach it to the wall with the fasteners provided. 3" wood screws are provided for wood framed walls. Fasteners for other wall types are to be obtained locally. The French cleat should be level and at the height required to mount the item at the desired height.



Quantity -

Finish Schedule - 903-26-1

Face Color -
Top Color -
Toe Color -
Reveal / Accent Color -
Hardware -
Interior -
Other (Specify) -

General Notes:

1. All counter tops are to be made removable wherever possible.
2. Items must be broken into manageable sections For Shipping. Mark For Ease Of Reassembly.
3. Install Shipping Cleats Wherever Possible To Prevent Shipping Damage.
4. Purchased items Must Be Trial Fit Before Shipping.

collins

Collins Manufacturing
2000 Bowser Road
Cookeville, TN 38506

Title:

Size:

Drawing Number:

Drawn By:

Date:

Sheet