



## ENOVA AR MIRROR

SKU:962-30

The Enova AR Mirror features a tempered glass ledge and steel supports.

Can be used as a stand-alone, or paired with any of our styling vanities.

### TECHNICAL INFORMATION

---

- Measures: 30" x 48"
- 2 Tubular-steel L-shaped supports
- 30" x 8" x 3/8" tempered glass ledge
- Installs on wall w/ screw cleat

### SHIPPING INFORMATION

---

Item generally ships via Freight(Truck) service

- Weight: 170 lbs
- Dimensions: 48"L x 32"W x 56"H

### WARRANTY

---

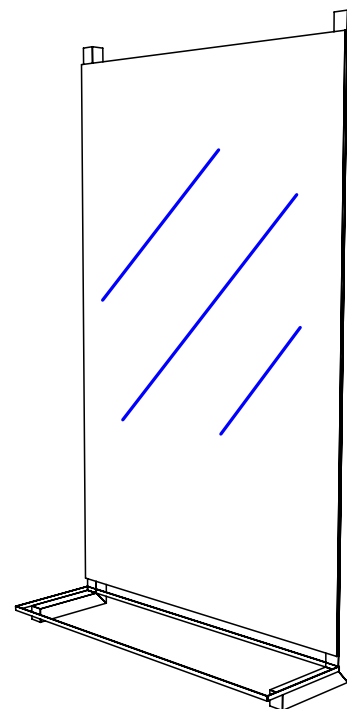
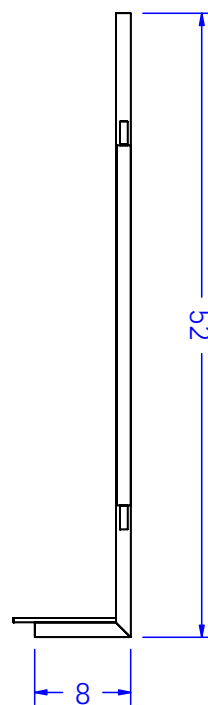
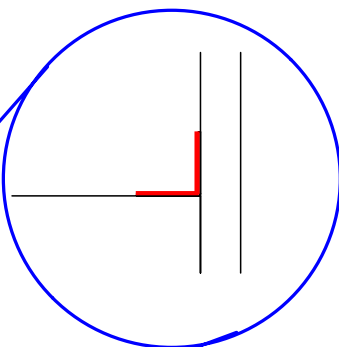
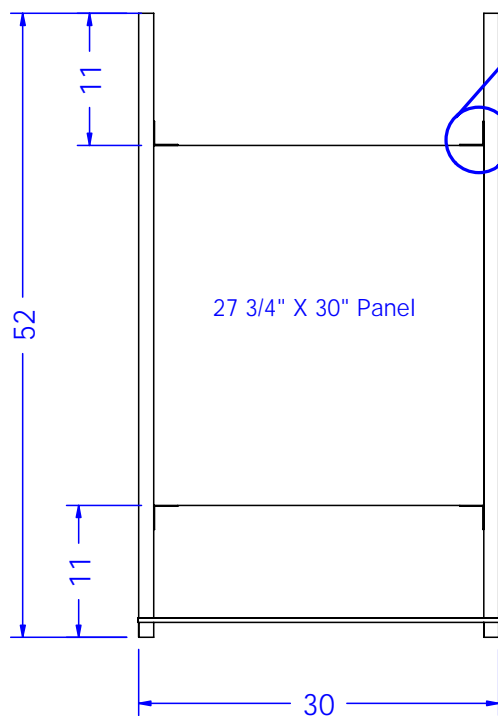
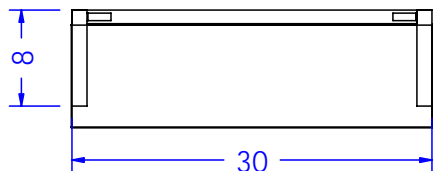
#### 3 Years:

- Ball-Bearing Drawer Slides
- Cabinet hinges

#### 1 Year:

- All remaining components, unless noted otherwise, are guaranteed for a period of one year from the date of purchase.





#### To Assemble Mirror Frame:

- 1) Unit will ship in 3 pieces (left, right and center panel).
- 2) Use provided screws to attach panel to L/R metal pieces by passing through the "L" brackets that ship attached to the panel.
- 3) Once assembled, screw frame to wall using supplied 3" wood screws and finish washers through the center panel.
- 4) Mirror clips will arrive pre-attached. To install mirror set the lower portion of the mirror into the lower clips then lift the upper clips and seat mirror, finally lower the upper clips to lock the mirror in place.

#### Finish Schedule -

Face Color -  
Top Color -  
Toe Color -  
Reveal / Accent Color -  
Hardware -  
Interior -  
Other (Specify) -

#### General Notes:

1. All counter tops are to be made removable wherever possible.
2. Items must be broken into manageable sections For Shipping. Mark For Ease Of Reassembly.
3. Install Shipping Cleats Wherever Possible To Prevent Shipping Damage.
4. Purchased items Must Be Trial Fit Before Shipping.

**collins**

Collins Manufacturing  
2000 Bowser Road  
Cookeville, TN 38506

Title: **962-30 Installation**

Size: Drawing Number: Drawn By:

Date: Sheet