



DOUBLE THEORY WORK STATION 1

SKU:2452-72

The Double Theory WSI is minimalistic work station for two students, featuring ample work space with mannequin clamp support and fourplex outlet.

TECHNICAL INFORMATION

- 72"W x 19"D x 34"H
- Radius corners on work ledge
- Backsplash
- Mannequin clamp support
- Fourplex outlet
- Available in 72" or 80" lengths

SHIPPING INFORMATION

Item generally ships via Freight(Truck) service

- Weight: 230 lbs
- Dimensions: 84"L x 32"W x 46"H

WARRANTY

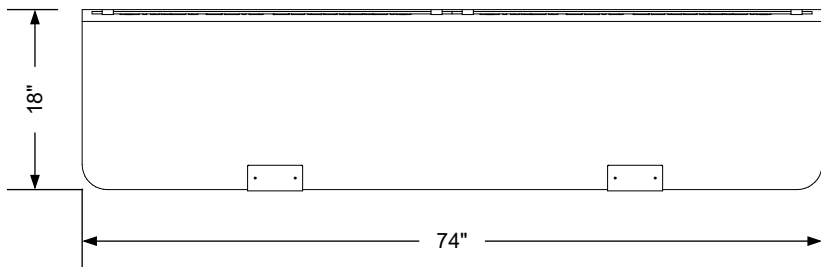
3 Years:

- Ball-Bearing Drawer Slides
- Cabinet hinges

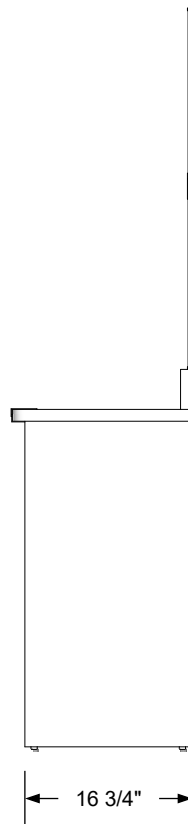
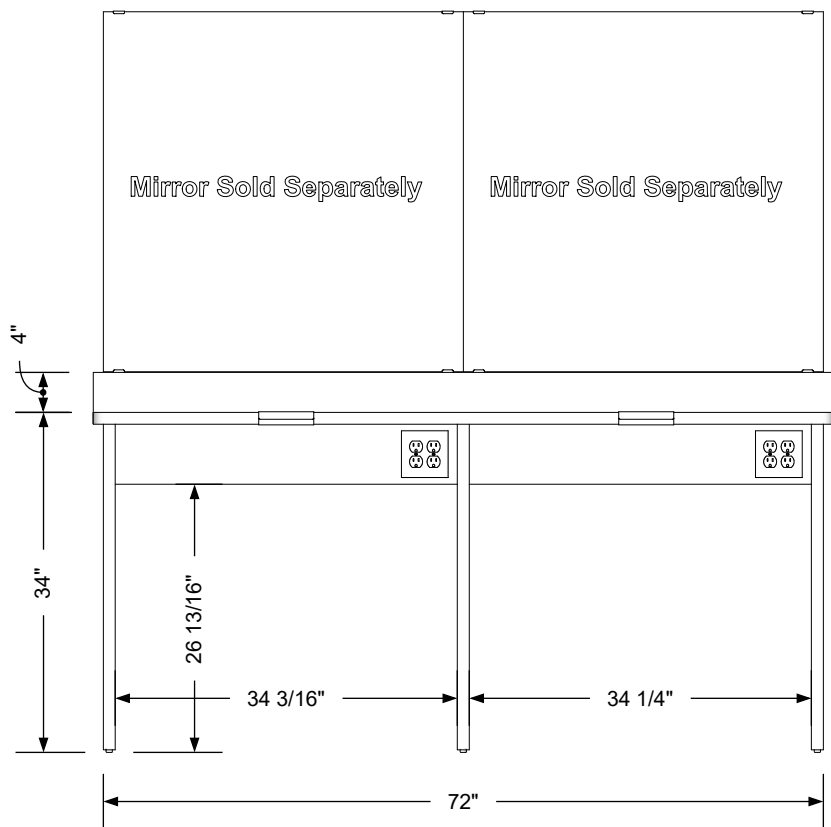
1 Year:

- All remaining components, unless noted otherwise, are guaranteed for a period of one year from the date of purchase.





Note:
Multiple units may be jointed end to end to create longer, linear arrangements. In those situations, the countertops are made into longer sections to eliminate seams and redundant support legs are deleted. The student spacing will remain unchanged.



Additional Information

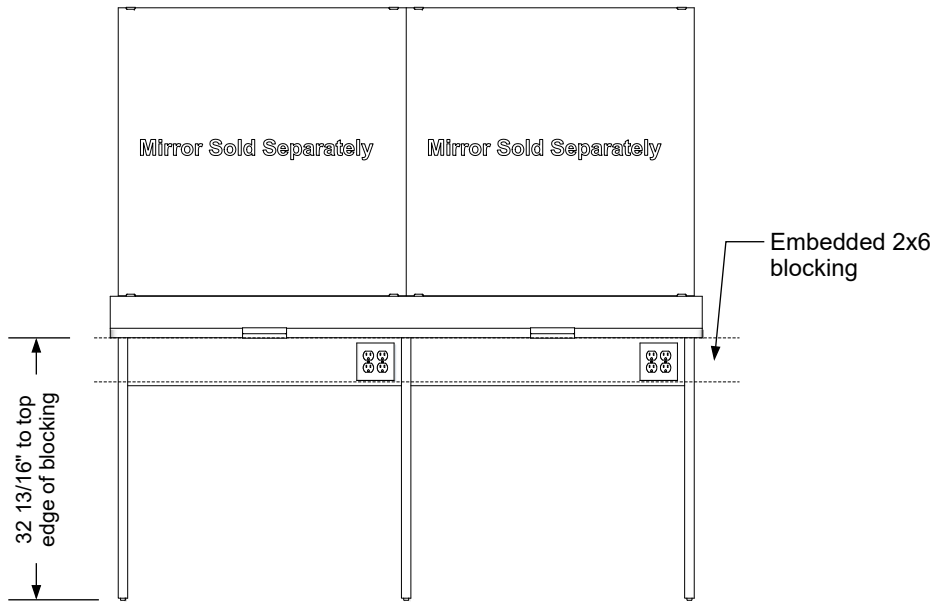
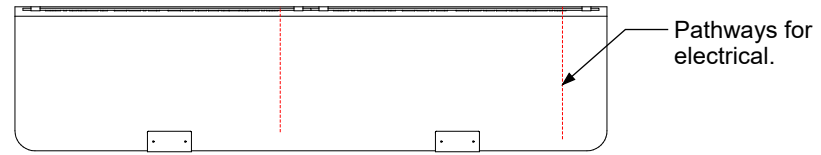
Assembly required - yes
Electrical required - yes
Plumbing required - no
Wall blocking required - yes
COM yardage/laminate usage - 58 sf
Laminated support legs + 1/4" h glides
Other (specify) - n/a
Other (specify) - n/a

Specification Drawing

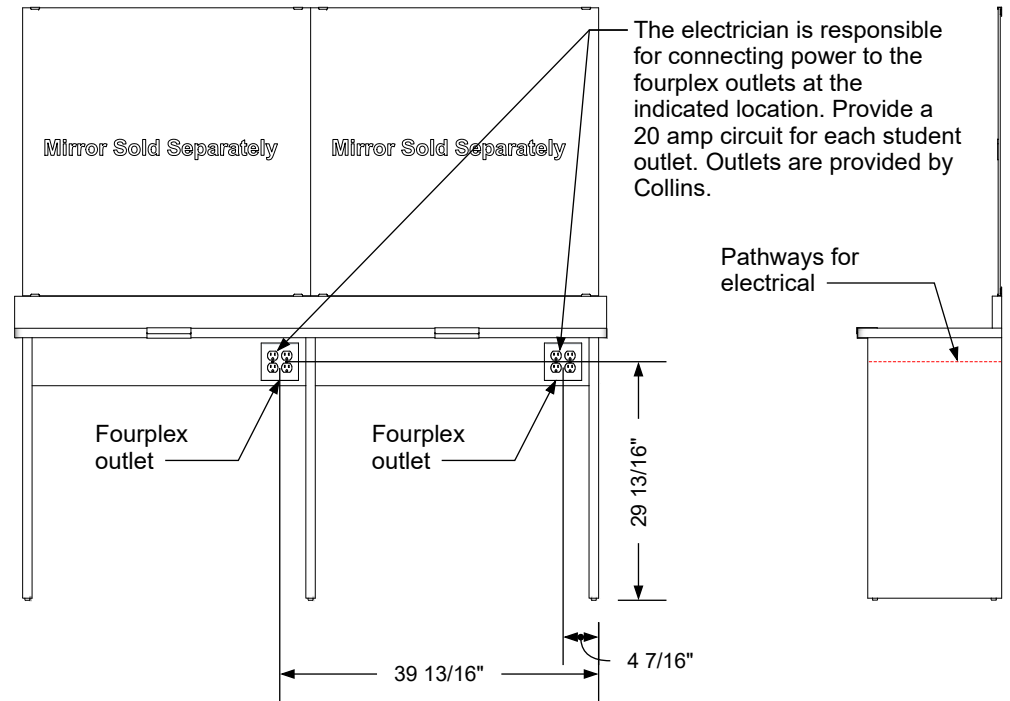
This **Specification Drawing** is intended for communicating the basic description, function, appearance, dimensions, features, and installation of an item as manufactured by Collins Manufacturing Company. Because this drawing does not contain project specific information such as quantities, finishes, or options, it is not an approval drawing and does not require a signature. This drawing remains the property of Collins Manufacturing Company and must not be used against the interests of Collins Manufacturing Company.

Product Information

collins		Collins Manufacturing 2000 Bowser Road Cookeville, TN 38506	
Name: Theory work station 1 - 72"			
Size: NTS	Part Number: 2452-72	Drawn By: Eng	
Prepared Date: 6/9/20	Revision Date: Date	Revision Number: Rev #	Sheet: 1 of 2



Wall blocking detail



Electrical stub out detail

Additional Information

Assembly required - yes
 Electrical required - yes
 Plumbing required - no
 Wall blocking required - yes
 COM yardage/laminate usage - 58 sf
 Laminated support legs + 1/4" h glides
 Other (specify) - n/a
 Other (specify) - n/a

Specification Drawing

This **Specification Drawing** is intended for communicating the basic description, function, appearance, dimensions, features, and installation of an item as manufactured by Collins Manufacturing Company. Because this drawing does not contain project specific information such as quantities, finishes, or options, it is not an approval drawing and does not require a signature. This drawing remains the property of Collins Manufacturing Company and must not be used against the interests of Collins Manufacturing Company.

Product Information

		Collins Manufacturing 2000 Bowser Road Cookeville, TN 38506	
Name: Theory work station 1 - 72"			
Size: NTS	Part Number: 2452-72	Drawn By: Eng	
Prepared Date: 6/9/20	Revision Date: Date	Revision Number: Rev #	Sheet: 2 of 2